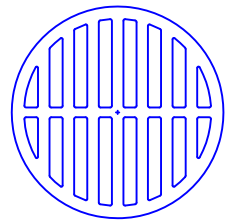
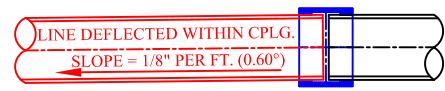


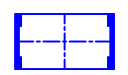
**RECOMMENDED CONNECTION**  
 ESSCO RECOMMENDS THE STRAUB COUPLING FOR JOINING THE ESSCO DRAIN HUBS OR CATCH BASINS TO THE UNDERGROUND PIPING. THE STRAUB COUPLING MEETS THE REQUIREMENTS OF ASME B16.5 MAKING IT EQUAL TO A FLANGE OR WELD CONNECTION. THE STRAUB COUPLING IS A MUCH SAFER AND FASTER CONNECTION THAN WELDING TO CARBON STEEL PIPE AND WILL ALSO CONNECT CAST IRON, DUCTILE IRON, HDPE, RCP, & FRP PIPE. THE STRAUB COUPLING MAKES AN EXCEPTIONAL CONNECTION FOR UNDERGROUND PIPING BY ALLOWING THE PIPE TO BE DEFLECTED WITHIN THE COUPLING HOUSING TO MATCH THE SLOPE OF THE SEWER LINE. CONTACT ESSCO (225-753-1505) FOR MORE DETAILS



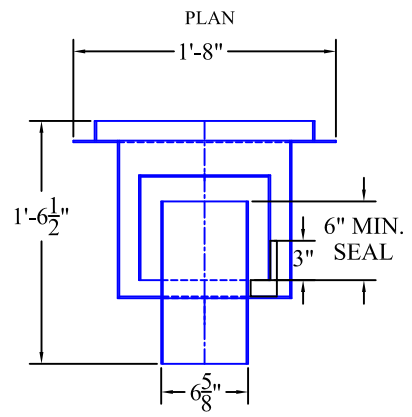
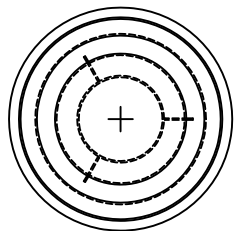
NEENAH CAT. # R-5901-C  
 EAST JORDAN CAT. #V3610-3  
 CAST IRON GRATE, HEAVY DUTY  
 DESIGNED FOR H-20 LOADING  
 FLOW THROUGH GRATE  
 1" PONDING = 180 GPM  
 2" PONDING = 359 GPM  
 3" PONDING = 539 GPM



STRAUB COUPLINGS CAN BE USED TO CONNECT ALL UNDERGROUND PIPING AND IS A MUCH FASTER AND SAFER CONNECTION THAN WELDING.  
 6" BUTT WELD, FIELD FIT = 68 MIN.  
 6" STRAUB CONNECTION = 5 TO 10 MIN.



STRAUB COUPLING - 6"  
 P/N ESSFILN6W51683



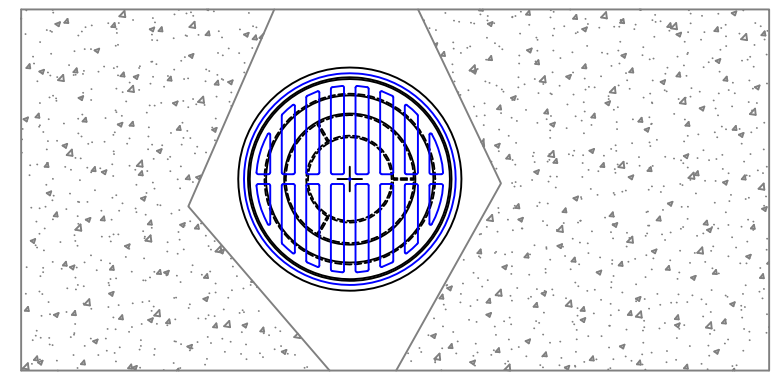
**CATCH BASIN DESIGN REQUIREMENTS**

1. FLOW REQUIRED (GPM) PER C B - \_\_\_\_\_
2. LINE SIZE - \_\_\_\_\_
3. LINE TYPE - \_\_\_\_\_ (CS, CI, DI, PVC, ETC.)
4. INVERT ELEVATION - \_\_\_\_\_

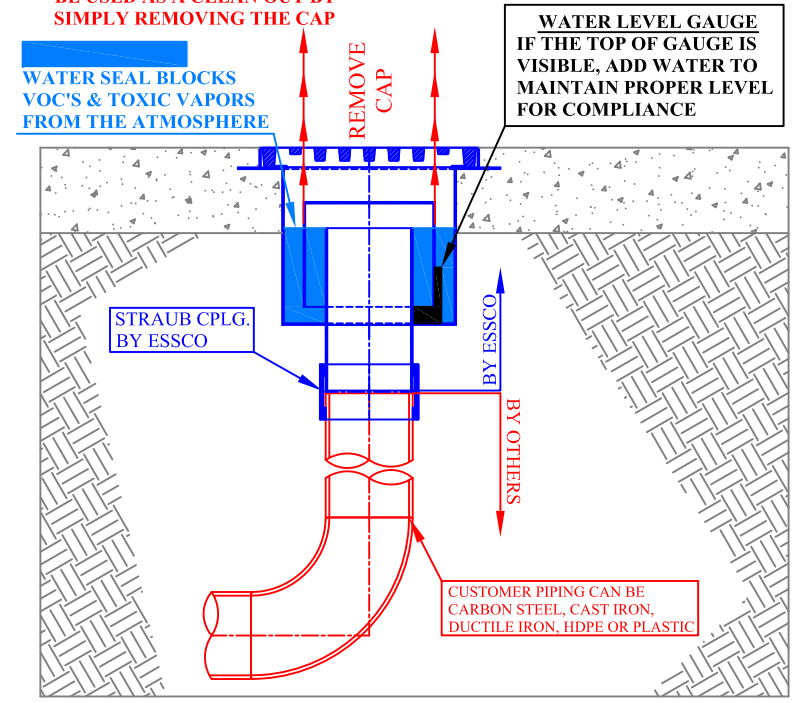
ESSCO CATCH BASINS CAN BE DESIGNED FOR ANY LINE SIZE & ANY FLOW REQUIREMENT

ESSCO HEAVY DUTY CATCH BASIN FOR 6" LINE.  
 FLOW RATE = 500 GPM THROUGH CATCH BASIN WITHOUT GRATE AT 0" PONDING  
 FLOW RATE DOES NOT ACCOUNT FOR ANY FRICTION LOSSES IN UNDERGROUND PIPING.  
 HIGHER FLOW RATES AVAILABLE. CONTACT ESSCO FOR DESIGN DETAILS

ESSCO CATCH BASINS & DRAIN HUBS ALLOW WATER TO FLOW THROUGH THE DRAIN WHILE BLOCKING HYDROCARBONS, TOXIC & FLAMABLE VAPORS FROM THE ATMOSPHERE. THE CAP IS REMOVABLE TO ALLOW FLUSHING OF ANY HYDROCARBONS THAT COLLECT ON THE WATER SEAL. ESSCO DRAINS ARE COMPLIANT WITH THE FOLLOWING:  
 1. EPA COMPLIANCE FOR QQQ, B-1 & HON  
 2. API RP 500, 10.13.1, FIGURE 58, TYPE 1 OPEN DRAIN



**NOTE**  
 ESSCO CATCH BASINS CAN BE USED AS A CLEAN OUT BY SIMPLY REMOVING THE CAP



CUSTOMER:	DATE:	MATERIAL: TYPE 304 STAINLESS STEEL	DWG. NO:	REV : 0
	ESSCO PRODUCTS ARE PROTECTED BY U.S. & INTERNATIONAL PATENTS AND/OR PATENTS PENDING	ESSCO CATCH BASIN, HEAVY DUTY		
SERIAL NO.:	ESSCO ENVIROSAFE SEALING SYSTEMS CO., INC. BATON ROUGE, LA (225) 753-1505			
	MODEL: ECB-SDHD-13R6-12			